



Cal. 7549A



122 750



131 751



221 750



225 753



231 750



241 753



261 611



271 753



282 601



372 601



373 618



383 601



384 601



387 601



388 601



390 601



391 750



397 601



701 750



801 610



802 601



803 753



808 601



810 601



817 611




868 601



☆870 792




873 601



☆884 752



963 753



4001 753



4002 751



4050 753



4146 750



4225 753



4239 750



4242 754



4259 750



4455 750



U.C.C. 301



022 257



022 468



022 491



022 494



022 648



022 760



022 761

2/1

Cal. 7549A

Characteristics

Casing diameter: 27.0 mm
 Maximum height: 4.6 mm without battery
 Jewels: 5 j
 Frequency of quartz crystal oscillator: 32,768 Hz (Hz=Hertz Cycle per second)
 Driving system: Step motor system (2 poles)
 Regulation system: Trimmer condenser
 Second-setting device
 Calendar (day & date)
 Instant setting device for day & date calendar
 Bilingual change-over system for day of week
 Battery life indicator: Second hand moves in two-second interval

PART NO.	PART NAME	PART NO.	PART NAME
122 750	Center wheel bridge	963 753	Snap for day star with dial disk
131 751	Third wheel bridge	4001 753	Circuit block
221 750	Center wheel & pinion	4002 751	Coil block
225 753	Cannon pinion	4050 753	Circuit bridge plate
231 750	Third wheel & pinion	4146 750	Step rotor
241 753	Fourth wheel & pinion	4225 753	Holding spring for battery
261 611	Minute wheel	4239 750	Rotor stator
271 753	Hour wheel	4242 754	Plus terminal of battery connection
282 601	Clutch wheel	4259 750	Anti-magnetic shield plate
372 601	Joint stem A	4455 750	Reset lever
373 618	Joint stem B	022 257	Setting lever spring screw
383 601	Setting lever	022 468	Third wheel bridge screw
384 601	Yoke (Clutch lever)	022 468	Center wheel bridge screw
387 601	Minute wheel bridge	022 468	Circuit block screw
388 601	Setting lever spring	022 468	Screw for plus terminal of battery connection
390 601	Setting lever axle	022 468	Date driving wheel screw
391 750	Second setting lever	022 491	Minute wheel bridge screw
397 601	Lever for unlocking stem	022 494	Reset lever screw
701 750	Fifth wheel & pinion	022 648	Holding spring for battery screw
801 610	Date dial	022 760	Day jumper screw
802 601	Date driving wheel	022 760	Date dial guard screw
803 753	Setting wheel lever complete	022 761	Dial screw
808 601	Date dial guard	027 508	Washer for holding spring screw of battery
810 601	Date jumper	011 325	Upper hole jewel for fourth wheel
817 611	Intermediate date wheel	011 405	Upper hole jewel for fifth wheel
868 601	Day finger	011 405	Lower hole jewel for fifth wheel
☆870 792	Day star with dial disk	011 537	Upper hole jewel for step rotor
☆870 793		011 537	Lower hole jewel for step rotor
☆870 794		U.C.C. 301	Silver oxide battery
873 601	Day jumper		
☆884 752	Holding ring for dial		
☆884 754			

Remarks: Day star with dial disk

- ☆ 870 792 (English ↔ Spanish, black figures on white background)
- ☆ 870 793 (English ↔ French, black figures on white background)
- ☆ 870 794 (English ↔ German, black figures on white background)

Used when the crown is located at **4** o'clock and the calendar frame at **3** o'clock position.

If any other type of day star with dial disk is required, specify the number printed on the disk.

Holding ring for dial

- ☆ 884 752 Used only for the 300 meter model
- ☆ 884 754 Used only for the 600 meter model

☆ ⇨ Please see remarks.